



3-DAY LEAD TIME

CLEAR
DESIGN

STORAGE

Steel + Laminate Solutions



STEEL SERIES

Shown in White Oak laminate and Black steel



LAMINATE SERIES

Shown in Electric White laminate and Black steel


S Steel-series storage is constructed from heavy-duty steel with rounded edges. This provides reliable, durable security with safety. Add steel storage for workstation-frame-matching solutions.

STEEL FINISHES



L Laminate-series storage is versatile, combinable, and cost effective. It can complement your workstation or even be used to support the surface. Add laminate storage to create a cohesive look.

LAMINATE FINISHES





Shown in 5th Ave Elm laminate, Silver steel, and Crocodile fabric

STEEL STORAGE



MOBILE BOX/BOX/FILE PEDESTAL

- Locking Drawers and Casters
- Ball-Bearing Slides
- Pencil Tray
- File-Drawer Divider
- Optional Cushion and Laminate Tops

W 15.25" D 19.75" H 22"



MOBILE BOX/FILE SLIM PEDESTAL

- Locking Drawers and Casters
- Ball-Bearing Slides
- Slim Profile
- Optional Under-Surface Mounting Bracket

W 10" D 19.14" H 20.83"



LOW OPEN SHELF LATERAL

- Height-Adjustable Shelf
- Optional Cushion and Laminate Tops
- Optional Locking Casters

W 35.5" D 19.75" H 20"



LOW BOX/FILE LATERAL

- Locking, Full-Extension Drawers with Matte Silver Pulls
- Ball-Bearing Slides
- Counterweighted
- Multiple Widths
- Optional Cushion and Laminate Tops
- Optional Locking Casters
- Optional Front-to-Back File-Hanging Rail

W 35.5" or 42" D 19.75" H 20"



FILE/FILE PEDESTAL

- Locking Drawers
- Ball-Bearing Slides
- Counterweighted
- Adjustable Leveling Glides

W 14.75" D 19.75" H 25.5"



PERSONAL STORAGE DRAWER

- Locking Drawer
- Ball-Bearing Slides
- Storage Shelf
- Under-Surface Mount

W 15.36" D 17.92" H 7.83"



FILE/FILE LATERAL

- Locking, Full-Extension Drawers
- Ball-Bearing Slides
- Counterweighted
- Surface Supporting
- Optional Front-to-Back Hanging Rail

W 35.5" D 19.75" H 27.36"



Shown in Shadow Elm laminate and Black steel

LAMINATE STORAGE



LOW BOX/FILE LATERAL

- Locking Drawers with Matte Silver Pulls
- Levelers for Uneven Floors
- Combinable and/or Surface Supporting
- Ships Knocked Down
- Additional Feet Colors Available

W 36" D 20" H 24"



LOW OPEN SHELF LATERAL

- Fixed-Height Shelf
- Levelers for Uneven Floors
- Combinable and/or Surface Supporting
- Ships Knocked Down
- Additional Feet Colors Available

W 36" D 20" H 24"



SLIDING-DOOR HUTCH

- Sliding Doors
- Matte Silver Door Pulls
- Wall Mountable (Hardware Included)
- Multiple Widths
- Optional Desk-Mount Stand Kit

W 59" or 71" D 15" H 16"



BOOKCASE

- 3 Height-Adjustable Shelves
- 1 Fixed-Height Shelf
- Ships Knocked Down
- Optional Locking Doors with Matte Silver Pulls

W 31.5" D 15.75" H 72"



CONFERENCE CREDENZA

- Locking Doors with Matte Silver Pulls
- Fixed-Height Interior Shelf
- Levelers for Uneven Floors
- Ships Knocked Down
- Additional Feet Colors Available

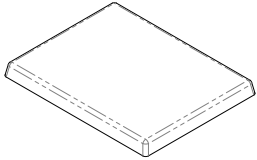
W 49.13" or 61.5" D 20" H 28.35"

STORAGE ACCESSORIES



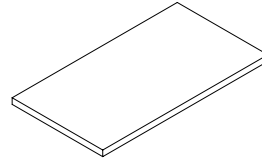
For Additional Information
See Price List + Specs Guide.

STEEL SERIES



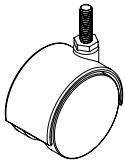
Cushion Top

Allows for temporary seating on top of pedestals and laterals.



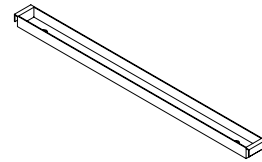
Laminate Top

Adds laminate surface to top of laterals.



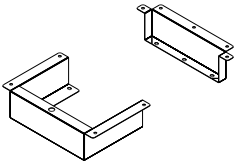
Lateral Caster Kit

Adds mobility to low laterals. Set of 4.



File-Hanging Rail Kit

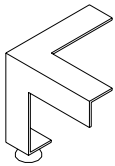
Allows files to hang from front to back instead of side to side. Set of 2.



Mounting Bracket

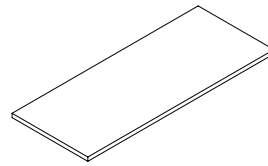
Attaches slim pedestals to underside of surface.

LAMINATE SERIES



Storage Foot Kit

Replaces standard chrome feet with black or white feet. Set of 4.



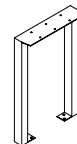
Laminate Top

Replaces standard tops and can be used to merge 2 individual laterals.



Bookcase Door Kit

Adds locking doors to bookcase. Set of 2.



Hutch Stand Kit

Raises hutch above surface by either 12" or 24". Set of 2.