




Please note there is a temporary **10% Raw Material Price Index Adjustment** on all orders.

APR 2022

CLEAR
DESIGN

PRICE LIST + SPECS



DIVIDERS

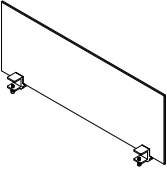
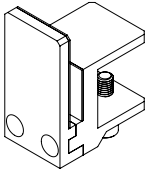
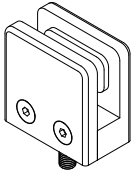
D

Dividers increase privacy, define boundaries, add pops of color, and provide additional functionality to your workstation. We have a variety of solutions. Dry-Erase Glass allows you to write notes directly onto your divider and is available in 2 heights. Tackable Fabric allows you to pin up documents for quick reference and can be reupholstered in custom fabrics. Acoustic PET is highly cost effective and helps with sound absorption. Each divider type is available in a 3-day lead time.

DIVIDERS

GLASS

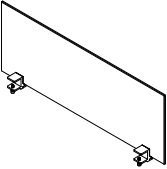
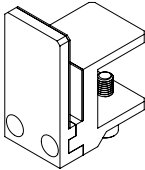
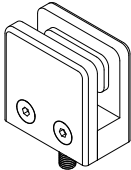
13"-High Glass Compatibility
13"-high glass dividers cannot be surface mounted on BOOST Go workstations.

| IMAGE | CODE | DESCRIPTION | LIST |
|---|---------|---|--------|
| 13"-High Glass  | B12GS23 | 23" Dry-Erase Frosted Glass Divider [13" High, Req. Brackets Shown Below] | \$243 |
| | | W 23" D 0.31" H 12" (Mounted) | |
| | | ADD 2 BSB9 CLAMP-ON BRACKETS | +\$82 |
| | | ADD 2 BSBACR SCREW-IN BRACKETS | +\$130 |
|  BSB9 CLAMP-ON BRACKET BLK, SLV, WHT | B12GS29 | 29" Dry-Erase Frosted Glass Divider [13" High, Req. Brackets Shown Below] | \$276 |
| | | W 29" D 0.31" H 12" (Mounted) | |
| | | ADD 2 BSB9 CLAMP-ON BRACKETS | +\$82 |
| | | ADD 2 BSBACR SCREW-IN BRACKETS | +\$130 |
|  BSBACR SCREW-IN BRACKET CHR | B12GS47 | 47" Dry-Erase Frosted Glass Divider [13" High, Req. Brackets Shown Below] | \$405 |
| | | W 47" D 0.31" H 12" (Mounted) | |
| | | ADD 3 BSB9 CLAMP-ON BRACKETS | +\$123 |
| | | ADD 3 BSBACR SCREW-IN BRACKETS | +\$195 |
| | B12GS58 | 58" Dry-Erase Frosted Glass Divider [13" High, Req. Brackets Shown Below] | \$479 |
| | | W 58" D 0.31" H 12" (Mounted) | |
| | | ADD 3 BSB9 CLAMP-ON BRACKETS | +\$123 |
| | | ADD 3 BSBACR SCREW-IN BRACKETS | +\$195 |


Divider Brackets Required
Choose between BSB9 clamp-on brackets or BSBACR screw-in brackets (where available).

BSB9 Brackets
Clamp onto worksurface; compatible with 1"-1.25" worksurfaces.

BSBACR Brackets
Screw into worksurface; compatible with any worksurface.

| IMAGE | CODE | DESCRIPTION | LIST |
|---|---------|---|--------|
| 13"-High Glass  | B12GS70 | 71" Dry-Erase Frosted Glass Divider [13" High, Req. Brackets Shown Below] | \$573 |
| | | W 71" D 0.31" H 12" (Mounted) | |
| | | ADD 3 BSB9 CLAMP-ON BRACKETS | +\$123 |
| | | ADD 3 BSBACR SCREW-IN BRACKETS | +\$195 |
|  BSB9 CLAMP-ON BRACKET BLK, SLV, WHT | | | |
| | | | |
| | | | |
|  BSBACR SCREW-IN BRACKET CHR | | | |
| | | | |
| | | | |

GLASS FINISHES



Dry-Erase Frost

STEEL FINISHES


Specify at end of product code (i.e. BL24-SLV).



BLK Black



SLV Silver

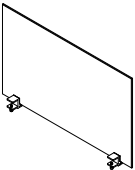
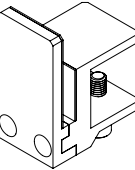


WHT White

DIVIDERS

GLASS

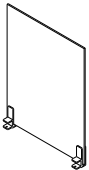
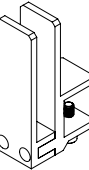
20"-High Glass Compatibility
20"-high glass dividers cannot be surface mounted on BOOST Go workstations.

| IMAGE | CODE | DESCRIPTION | LIST |
|--|---------|---|------------------------|
| 20"-High Glass  | BMBGS23 | 23" Dry-Erase Frosted Glass Divider [20" High, Req. Brackets Shown Below] W 23" D 0.31" H 19" (Mounted) ADD 2 BSB9 CLAMP-ON BRACKETS | \$295 +\$82 |
| | BMBGS29 | 29" Dry-Erase Frosted Glass Divider [20" High, Req. Brackets Shown Below] W 29" D 0.31" H 19" (Mounted) ADD 2 BSB9 CLAMP-ON BRACKETS | \$340 +\$82 |
|  BSB9 CLAMP-ON BRACKET BLK, SLV, WHT | BMBGS47 | 47" Dry-Erase Frosted Glass Divider [20" High, Req. Brackets Shown Below] W 47" D 0.31" H 19" (Mounted) ADD 3 BSB9 CLAMP-ON BRACKETS | \$509 +\$123 |
| | BMBGS58 | 58" Dry-Erase Frosted Glass Divider [20" High, Req. Brackets Shown Below] W 58" D 0.31" H 19" (Mounted) ADD 3 BSB9 CLAMP-ON BRACKETS | \$606 +\$123 |
| | BMBGS71 | 71" Dry-Erase Frosted Glass Divider [20" High, Req. Brackets Shown Below] W 71" D 0.31" H 19" (Mounted) ADD 3 BSB9 CLAMP-ON BRACKETS | \$730 +\$123 |

30"-High Glass Compatibility
30"-high glass dividers cannot be surface mounted on BOOST or BOOST Go/Pro workstations.

Divider Brackets Required
Add BSB9/BSBV10 brackets to attach divider to surface.

BSB9 Brackets
Clamp onto worksurface; compatible with 1"-1.25" worksurfaces.

| IMAGE | CODE | DESCRIPTION | LIST |
|--|-----------|---|------------------------|
| 30"-High Glass  | BMBGS3023 | 23" Dry-Erase Frosted Glass Divider [30" High, Req. Brackets Shown Below] W 23" D 0.31" H 29" (Mounted) ADD 2 BSBV10 CLAMP-ON BRACKETS | \$355 +\$82 |
| | BMBGS3029 | 29" Dry-Erase Frosted Glass Divider [30" High, Req. Brackets Shown Below] W 29" D 0.31" H 29" (Mounted) ADD 2 BSBV10 CLAMP-ON BRACKETS | \$420 +\$82 |
|  BSBV10 CLAMP-ON BRACKET + RSB10 RUBBER SHIMS BLK, SLV, WHT | BMBGS3047 | 47" Dry-Erase Frosted Glass Divider [30" High, Req. Brackets Shown Below] W 47" D 0.31" H 29" (Mounted) ADD 4 BSBV10 CLAMP-ON BRACKETS | \$644 +\$164 |
| | BMBGS3058 | 58" Dry-Erase Frosted Glass Divider [30" High, Req. Brackets Shown Below] W 58" D 0.31" H 29" (Mounted) ADD 4 BSBV10 CLAMP-ON BRACKETS | \$770 +\$164 |
| | BMBGS3071 | 71" Dry-Erase Frosted Glass Divider [30" High, Req. Brackets Shown Below] W 71" D 0.31" H 29" (Mounted) ADD 4 BSBV10 CLAMP-ON BRACKETS | \$930 +\$164 |


GLASS FINISHES



Dry-Erase Frost

STEEL FINISHES


Specify at end of product code (i.e. BL24-SLV).



BLK Black



SLV Silver



WHT White



1-866-304-7197 | inspire@mycleardesign.com | mycleardesign.com

© 2022 Clear Design | Version 22.2.2