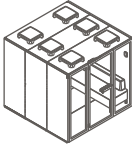
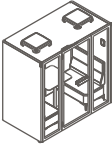
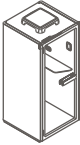
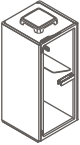




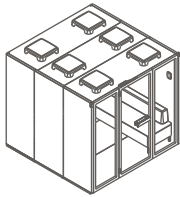
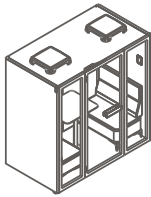
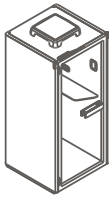
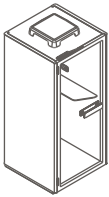
**Pick a  
pod.**

Cove Office Pods provide even more privacy with comfortable, enclosed, soundproof workspaces with integrated airflow, lighting, and power. Available in three sizes, place them around the office for quick phone calls, private one-on-one meetings, or engaging group huddles.

Features

			
Room Pod	Meeting Pod	Focus Pod	Essential Pod
Fits up to 5 people	Fits 2–4 people	Fits 1 person	Fits 1 person
Premium steel exterior	Premium steel exterior	Premium steel exterior	Premium steel exterior
Constructed of high-quality, recyclable materials	Constructed of high-quality, recyclable materials	Constructed of high-quality, recyclable materials	Constructed of high-quality, recyclable materials
Self-closing tempered laminated glass door	Self-closing tempered laminated glass door	Self-closing tempered laminated glass door	Self-closing tempered laminated glass door
6-layer acoustic wall reduces noise and enhances privacy	6-layer acoustic wall reduces noise and enhances privacy	6-layer acoustic wall reduces noise and enhances privacy	5-layer acoustic wall reduces noise and enhances privacy
Ventilation system with HEPA filter	Ventilation system with HEPA filter	Ventilation system with HEPA filter	Ventilation system
Wheelchair accessible (built-in ramp and 20 mm base)	—	—	—
Exterior indicator light displays availability status	Exterior indicator light displays availability status	Exterior indicator light displays availability status	—
Motion sensor for energy savings	Motion sensor for energy savings	Motion sensor for energy savings	Motion sensor for energy savings
Control hub for adjusting LED lighting, fan speed, air circulation, indicator light, and occupancy detection	Control hub for adjusting LED lighting, fan speed, air circulation, indicator light, and occupancy detection	Control hub for adjusting LED lighting, fan speed, air circulation, indicator light, and occupancy detection	—
Plug-and-play power with 3 power outlets, dual USB-A/-C charging ports, and CAT6 ethernet port	Plug-and-play power with power outlet, dual USB-A/-C charging ports, and CAT6 ethernet port	Plug-and-play power with power outlet, dual USB-A/-C charging ports, and CAT6 ethernet port	Plug-and-play power with power outlet and dual USB-A/-C charging ports
Levelers for uneven floors	Levelers for uneven floors	Levelers for uneven floors	Levelers for uneven floors
Knockout hole for sprinkler	Knockout hole for sprinkler	Knockout hole for sprinkler	Knockout hole for sprinkler
—	Built-in table and comfortable high-back seats	Built-in surface	Built-in surface
Fraction of the cost of traditional construction	Fraction of the cost of traditional construction	Fraction of the cost of traditional construction	Fraction of the cost of traditional construction
Quick and easy assembly	Quick and easy assembly	Quick and easy assembly	Quick and easy assembly
Available in Matte Black and Matte White	Available in Matte Black and Matte White	Available in Matte Black and Matte White	Available in Matte Black
Optional TV mount included for up to 42" TVs; optional L-shape sofa set sold separately	Optional TV mount included for up to 42" TVs; optional casters included for easy moving	Optional casters included for easy moving	—
Additional configurations include standing huddle room, private office, and collaborative lounge	—	—	—

Specifications

				
	Room Pod	Meeting Pod	Focus Pod	Essential Pod
Code	CVRP	CVMP	CVFP	CVFPL
Dimensions	<p><b>Exterior:</b> 94.5" W x 95.57" D x 89.82" H</p> <p><b>Interior:</b> 87.88" W x 86.63" D x 79.88" H</p> <p><b>Sofa (Overall):</b> 87.4" W x 85.04" D x 27.17" H</p> <p><b>Sofa (Seat):</b> 61.5" + 78.75" W x 19" D x 15.75" H</p> <p><b>Windows:</b> 8.76 mm laminated glass</p> <p><b>Door:</b> 9.52 mm tempered laminated glass; 36" wide; 95° swing</p>	<p><b>Exterior:</b> 86.63" W x 50.5" D x 89.82" H</p> <p><b>Interior:</b> 79.88" W x 41.5" D x 79.88" H</p> <p><b>Seating (Overall):</b> 40.55" W x 24.8" D x 46.85" H</p> <p><b>Seating (Seat):</b> 40.55" W x 19.29" D x 17.72" H</p> <p><b>Table:</b> 27.63" W x 21.63" D x 29.5" H</p> <p><b>Windows:</b> 8.76 mm laminated glass</p> <p><b>Door:</b> 9.52 mm tempered laminated glass; 36" wide; 95° swing</p>	<p><b>Exterior:</b> 39.38" W x 40.94" D x 89.82" H</p> <p><b>Interior:</b> 33.25" W x 32" D x 80" H</p> <p><b>Surface:</b> 28" W x 12.63" D x 41.38" H</p> <p><b>Door:</b> 9.52 mm tempered laminated glass; 36" wide; 95° swing</p>	<p><b>Exterior:</b> 39.38" W x 40.94" D x 89.82" H</p> <p><b>Interior:</b> 33.25" W x 32" D x 80" H</p> <p><b>Surface:</b> 28" W x 12.63" D x 41.38" H</p> <p><b>Door:</b> 8 mm tempered glass; 36" wide; 95° swing</p>
Materials	<p><b>Exterior:</b> Electro-galvanized steel</p> <p><b>Acoustic Wall Panels:</b> 100% polyester</p>	<p><b>Exterior:</b> Electro-galvanized steel</p> <p><b>Acoustic Wall Panels:</b> 100% polyester</p>	<p><b>Exterior:</b> Electro-galvanized steel</p> <p><b>Acoustic Wall Panels:</b> 100% polyester</p>	<p><b>Exterior:</b> Electro-galvanized steel</p> <p><b>Acoustic Wall Panels:</b> 100% polyester</p>
Control Hub/ Motion Sensor	Adjust LED lighting, fan speed, intermittent air circulation, indicator light, and occupancy detection via control hub	Adjust LED lighting, fan speed, intermittent air circulation, indicator light, and occupancy detection via control hub	Adjust LED lighting, fan speed, intermittent air circulation, indicator light, and occupancy detection via control hub	LED lighting and ventilation system are motion-sensor activated; they will turn off after 5 minutes of inactivity
Ventilation	912 m³/h airflow rate; 87 ACH; adjustable; HEPA filter included (12" x 12" x 3/4"); requires 12" of overhead clearance	304 m³/h airflow rate; 63 ACH; adjustable; HEPA filter included (12" x 12" x 3/4"); requires 12" of overhead clearance	152 m³/h airflow rate; 89 ACH; adjustable; HEPA filter included (12" x 12" x 3/4"); requires 12" of overhead clearance	152 m³/h airflow rate; 89 ACH; requires 12" of overhead clearance
Power	<p><b>Input:</b> 110–240 VAC, 10A, 50–60Hz</p> <p><b>Charging Ports:</b> 30W PD</p>	<p><b>Input:</b> 110–240 VAC, 10A, 50–60Hz</p> <p><b>Charging Ports:</b> 30W PD</p>	<p><b>Input:</b> 110–240 VAC, 10A, 50–60Hz</p> <p><b>Charging Ports:</b> 30W PD</p>	<p><b>Input:</b> 110–240 VAC, 10A, 50–60Hz</p> <p><b>Charging Ports:</b> 30W PD</p>
Recyclability	98%	98%	98%	98%
Lead Time	5-Day Fast Program	5-Day Fast Program	5-Day Fast Program	5-Day Fast Program
Certifications	GREENGUARD Gold Certified, UL Listed, CE Marked	GREENGUARD Gold Certified, UL Listed, CE Marked	GREENGUARD Gold Certified, UL Listed, CE Marked	GREENGUARD Gold Certified, UL Listed, CE Marked

**Fire Safety Information:**

Exterior components and frame structure of Cove are steel and nonflammable. Because of the strength and steel materials used, structural and exterior components of Cove may halt or slow heat and fire; however, no such standardized test currently exists. Each Cove pod is equipped with a knockout hole to allow for a sprinkler passthrough. All electrical components are UL rated for safety. No combustible materials are used in the structural assembly of Cove. Acoustic foam and felt are used in Cove’s interior to increase soundproofing. All acoustic material is tested in SGS Labs to EN-13501-1:2018 and meets B-s1, d0. Nine tests were completed successfully using EN 13823 and EN ISO 11925-2. Carpet and flooring used in Cove are tested to ASTM E662 and receive a PASS rating. All upholstered furniture used in select Cove pods is tested in SGS Labs to California Technical Bulletin 117-2013 R2019 / TB117-2013 R2019 and receives a PASS rating.

6-Layer Acoustic Wall Construction

- A

External Steel

Provides structural stability and a refined exterior finish with two sleek color options.
- B

Acoustic Foam (3x)

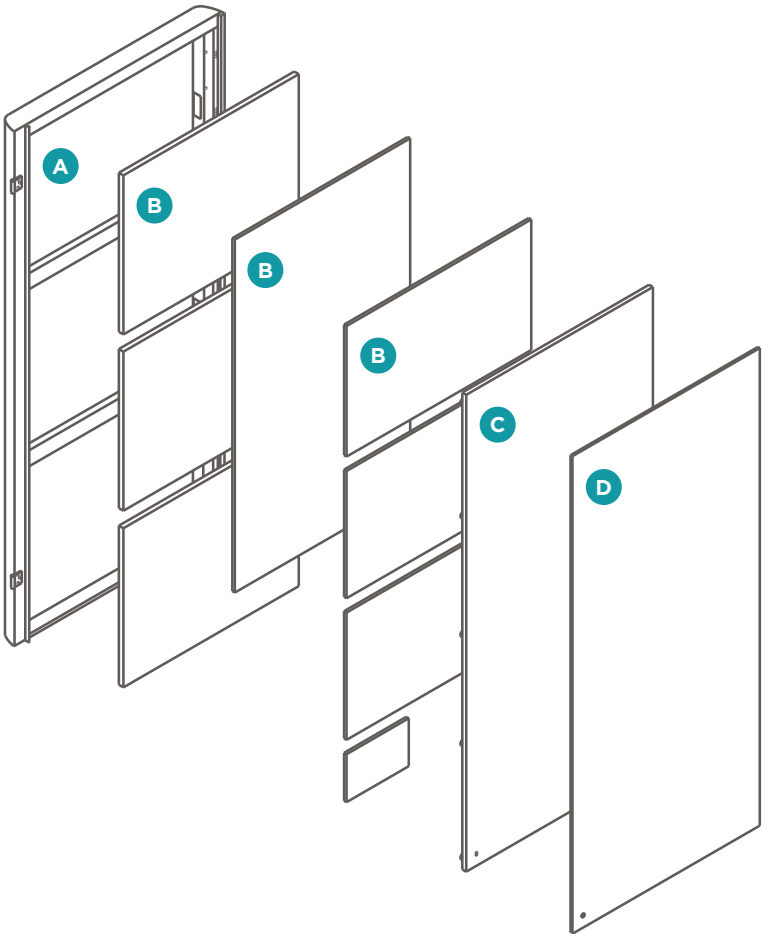
Absorbs sound waves using open-cell foam to minimize echo and reverberation.
- C

Internal Steel

Adds structural reinforcement and blocks unwanted noise through its dense steel core.
- D

Acoustic Felt

Dampens reverberation with densely packed fibers, further reducing overall noise levels.



Room Pod, Meeting Pod, and Focus Pod

5-Layer Acoustic Wall Construction

- A

External Steel

Provides structural stability and a refined exterior finish.
- B

Acoustic Foam (2x)


Absorbs sound waves using open-cell foam to minimize echo and reverberation.
- C

Internal Steel

Adds structural reinforcement and blocks unwanted noise through its dense steel core.
- D

Acoustic Felt

Dampens reverberation with densely packed fibers, further reducing overall noise levels.




Essential Pod


## Materials and Finishes

---

### Steel (Exterior)




Matte Black  
BLK



Matte White\*  
BLK

### Fabric (Seating)<sup>†</sup>




Light Gray + Dark Gray

### Laminate (Table)<sup>‡</sup>



Oak

### Acoustics (Wall)



Black

### Carpet (Floor)



Black

\* Matte White steel available on Room Pod, Meeting Pod, and Focus Pod only.

† Fabric available on Room Pod and Meeting Pod seating only.

‡ Laminate available on Meeting Pod, Focus Pod, and Essential Pod tables only.